




**SUPERCHUTE®**

SOLUTIONS FOR CONSTRUCTION & INDUSTRY



**NESTING CHUTES**

Flowable Material Deployment Systems

Factory Line: 800-363-2488  
[www.superchute.com](http://www.superchute.com)

August 2016 Edition

# NESTING CHUTES

## Dust Control

Useful for deploying flowable materials such as grain, coal, sugar, aggregate fertilizer, sand, wood chips. As the mound rises, the nesting chute is retracted with help of winches.

## Sample applications

- Loading ships & barges ✓
- Filling storehouses ✓
- Loading trucks ✓
- Raising the chute frequently to clear an obstacle ✓




HMWPE



UHMWPE




## CABLE ASSEMBLIES



### Galvanized Steel Linking System

Our Cable Linking Systems comprise of U-Bolt assemblies (plated steel), aluminum swages, wire ropes, thimbles, and double action forged steel locking hooks.



### Stainless Steel Linking System

Stainless steel linking systems are used for situations where highly corrosive materials are present. They are good in salt water applications. Stainless steel screw pin shackles are used in this application instead of hooks.

## COLLARS & STOPPERS




### Metal Lifting Collars

For heavy duty applications we manufacture a variety of Lifting Collars that facilitate the retraction of Superchute® Nesting Chutes. All Collars are custom made.

### Stainless or Plastic Stoppers

Stoppers is used to prevent the sections from nesting too deeply.



## AUTOMATION SYSTEM

An **Automation System** is ideal for sites where conveyors are continuously running without constant supervision. The Ultrasonic Sensor detects an object at a determined distance beneath it. The sensor transmits a signal to the Power Panel to begin raising the chute. The Power Panel relays the message to the Drum Winch, which then retracts the cable until a limit switch is activated. A selector switch for automatic and manual modes is used so that the user can manually control the chute.




1. Ultrasonic Sensor




4. Power Panel



2. Cable Reel for Ultrasonic Sensor



5. Optional Operator Panel



3. Drum Winch





# EFFECTIVE DUST CONTROL

[www.superchute.com](http://www.superchute.com)  
Toll Free: 800-363-2488  
Local: 514-365-6121  
Fax: 514-365-8987  
E-Mail: [info@superchute.com](mailto:info@superchute.com)

Superchute Ltd.  
8810 Elmslie Road  
Montreal, Quebec  
Canada, H8R 1V6



- Made in Canada
- Consult the Superchute® reference guide or manual for more information
- For clients in the USA: Free Trade applies - No import duties or taxes
- Superchute® is a registered trademark of Superchute Ltd. (US Trademark 1737832)
- Printed in Canada