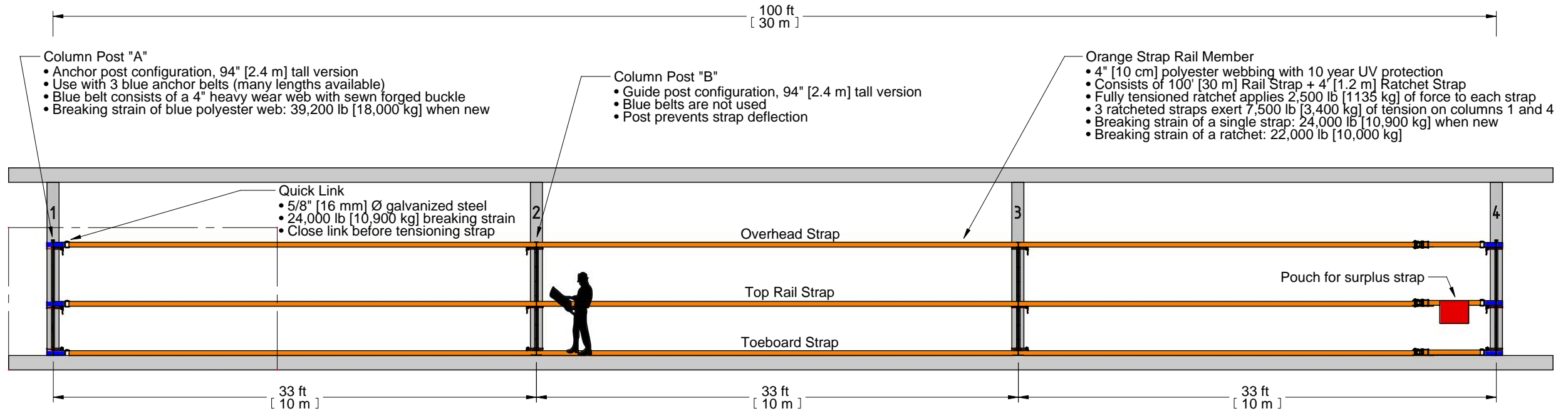


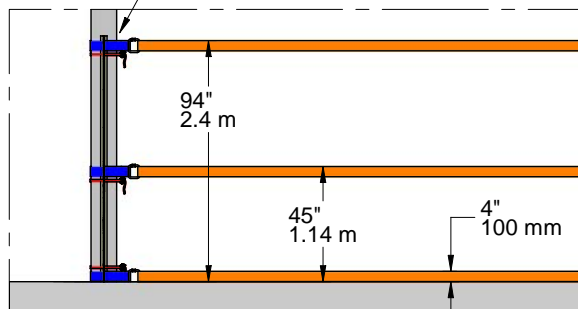
# Drawing E: Using 2 Tall Column Posts & 6 Blue Belts to Anchor a 100' x 94" [30 m x 2.4 m] Barrier System with Netting

- A structural engineer must verify the adequacy of the supporting structure.
- Existing steel or concrete columns must be capable of withstanding 3 times the strap tension (based on 3 straps, each strap tensioned to 2,500 lb).
  - No tools are needed for the installation of StrapRail Column Posts.



## COLUMN POST

- Plastic & aluminum dual purpose post: anchor post or guide post
- Use 3 supplied red ratchet straps (1" x 10') to secure the post to an existing column
- The post is a gauge: it sets the heights for the blue belts & orange straps
- Use on existing columns in either the anchor post or guide post configuration
- Choice of 3 other anchor posts: Inline Post, Corner Post, Wall Post

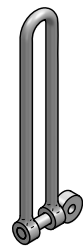


## Mandatory Barrier Netting:

- High Strength Ripstop Polyethylene Yellow Mesh Net
- Roll dimension: 100 ft x 7 ft [30 m x 2.15 m]
- Provides fall protection, debris containment, and shade
- Reinforced border with buttonholes on upper and lower edges
- Mesh diameter 1/32" [0.8 mm]
- Shade 70%
- Burst strength 260 lb-force [1160 N]
- Cut the net to your desired length

## Stainless Steel Shackles

- For attachment of netting to overhead strap & toeboard strap
- Dimensions: Ø 0.25" x 4.75" [6.35 mm x 120 mm] inside length
- Spacing: every 2 feet on overhead & toeboard straps
- Quantity required for a 100' span: 100 shackles
- Breaking strain: 4000 lb [1815 kg]
- Captive pin design prevents loss of shackle pin



# STRAPRAIL.COM

Made by Superchute Ltd.

PROJECT	Column Barrier Rail
DATE / REV	May 4, 2011 / A
PHONE	1-800-363-2488